


Introductory sub-table (I)(a)

Name of the Company: KOME-ON COMMUNICATION LIMITED			
Scrip Code, Name of the scrip, class of security: 31012, KOM, EQUITY			
Quarter ended: 30/09/2015			
Partly paid-up shares:-	No. of partly paid-up shares	As a % of total no. of partly paid-up shares	As a % of total no. of shares of the company
Held by promoter/promoter group	0.00	0.00	0.00
Held by public	0.00	0.00	0.00
Total	0.00	0.00	0.00
Outstanding convertible securities:- No. of outstanding securities	No. of outstanding securities	As a % of total no. of outstanding convertible securities	As a % of total no. of shares of the company, assuming full conversion of the convertible securities
Held by promoter/promoter group	0.00	0.00	0.00
Held by public	0.00	0.00	0.00
Total	0.00	0.00	0.00
Warrants:-	No. of warrants	As a % of total no. of warrants	As a % of total no. of shares of the company, assuming full conversion of warrants
Held by promoter/promoter group	0.00	0.00	0.00
Held by public	0.00	0.00	0.00
Total	0.00	0.00	0.00
Total paid-up capital of the company, assuming full conversion of warrants and convertible securities	150081070		

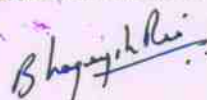
For, Kome-on Communication Ltd.


 Director

Statement Showing Shareholding Pattern

Category code	Category of Shareholder	Number of Shareholders	Table (I)(a)		Total shareholding as a percentage of total number of shares		Shares Pledged or otherwise encumbered		
			Total number of shares	Number of shares held in dematerialized form	As a percentage of (A+B) ¹	As a percentage of (A+B+C)	Number of shares	As a percentage	
									(VIII)
(I)	(II)	(III)	(IV)	(V)	(VI)	(VII)	(VIII)	X) = (VIII)/(IV)*100	
(A)	Shareholding of Promoter and								
1	Indian								
(a)	Individuals/ Hindu Undivided Family	17	3273107	2181152	21.81	21.81	0.00	0.00	
(b)	Central Government/ State Government(s)	0.00	0.00	0.00	0.00	0.00	0.00	0.00	
(c)	Bodies Corporate	0.00	0.00	0.00	0.00	0.00	0.00	0.00	
(d)	Financial Institutions/ Banks	0.00	0.00	0.00	0.00	0.00	0.00	0.00	
	Any Others(Specify)	0.00	0.00	0.00	0.00	0.00	0.00	0.00	
(e-i)					0.00	0.00	0.00	0.00	
(e-ii)					0.00	0.00	0.00	0.00	
	Sub Total(A)(1)	17	3273107	2181152	21.81	21.81	0.00	0.00	
2	Foreign								
a	Individuals (Non-Residents Individuals/ Foreign Individuals)	0.00	0.00	0.00	0.00	0.00	0.00	0.00	
b	Bodies Corporate	0.00	0.00	0.00	0.00	0.00	0.00	0.00	
c	Institutions	0.00	0.00	0.00	0.00	0.00	0.00	0.00	
d	Qualified Foreign Investor	0.00	0.00	0.00	0.00	0.00	0.00	0.00	
e	Any Others(Specify)	0.00	0.00	0.00	0.00	0.00	0.00	0.00	
e-i		0.00	0.00	0.00	0.00	0.00	0.00	0.00	
e-ii									
	Sub Total(A)(2)	0.00	0.00	0.00	0.00	0.00	0.00	0.00	
	Total Shareholding of Promoter and	17	3273107	2181152	21.81	21.81	0.00	0.00	
(B)	Public shareholding								
1	Institutions								
	Mutual Funds/ UTI	0.00	0.00	0.00	0.00	0.00	0.00	0.00	
(b)	Financial Institutions / Banks	0.00	0.00	0.00	0.00	0.00	0.00	0.00	
(c)	Central Government/ State Government(s)	0.00	0.00	0.00	0.00	0.00	0.00	0.00	
(d)	Venture Capital Funds	0.00	0.00	0.00	0.00	0.00	0.00	0.00	
(e)	Insurance Companies	0.00	0.00	0.00	0.00	0.00	0.00	0.00	
(f)	Foreign Institutional Investors	0.00	0.00	0.00	0.00	0.00	0.00	0.00	
(g)	Foreign Venture Capital Investors	0.00	0.00	0.00	0.00	0.00	0.00	0.00	
(h)	Qualified Foreign Investor	0.00	0.00	0.00	0.00	0.00	0.00	0.00	
(i)	Any Other (specify)	0.00	0.00	0.00	0.00	0.00	0.00	0.00	
(i-i)					0.00	0.00	0.00	0.00	
(i-ii)									
	Sub-Total (B)(1)	0.00	0.00	0.00	0.00	0.00	0.00	0.00	

For, Kome-on Communication Ltd.



Director

B 2	Non-institutions							
(a)	Bodies Corporate	4	2310000	2310000	15.39	15.39	0.00	0.00
(b)	Individuals				0.00	0.00	0.00	0.00
I	Individuals -i. Individual shareholders holding nominal share capital up to Rs 1 lakh	1782	2032252	946452	13.54	13.54	0.00	0.00
II	ii. Individual shareholders holding nominal share capital in excess of Rs. 1 lakh.	18	7392748	7257248	49.26	49.26	0.00	0.00
(c)	Qualified Foreign Investor	0.00	0.00	0.00	0.00	0.00	0.00	0.00
(d)	Any Other (specify)	0.00	0.00	0.00	0.00	0.00	0.00	0.00
(d-i)					0.00	0.00	0.00	0.00
(d-ii)								
	Sub-Total (B)(2)	1804	11735000	10513700	78.19	78.19	0.00	0.00
(B)	Total Public Shareholding (B)= (B)(1)+(B)(2)	1804	11735000	10513700	78.19	78.19	0.00	0.00
	TOTAL (A)+(B)	1821	15008107	12694852	100.00	100.00	0.00	0.00
(C)	Shares held by Custodians and against which Depository Receipts have been issued							
1	Promoter and Promoter Group	0.00	0.00	0.00	0.00	0.00	0.00	0.00
2	Public	0.00	0.00	0.00	0.00	0.00	0.00	0.00
	Sub-Total (C)	0.00	0.00	0.00	0.00	0.00	0.00	0.00
	GRAND TOTAL (A)+(B)+(C)	1821	15008107	12694852	100	100.00	0.00	0.00

For, Kome-on Communication Ltd.

Bhagyashree

Director

Sr.No	Notes
1	NIL
2	
3	
4	
5	
6	
7	
8	
9	




(I)(b) Statement showing holding of securities (including shares, warrants, convertible securities) of persons belonging to the category "Promoter and Promoter Group".

Sr. No.	Name of the shareholder	Details of Shares held		Encumbered shares (*)			Details of warrants		Details of convertible securities		Total shares (including underlying shares assuming full conversion of warrants and convertible securities) as a % of diluted share capital
		Number of shares held	As a % of grand total (A) +(B) +(C)	No.	As a percentage	As a % of grand total (A)+(B)+(C) of sub-clause (I)(a)	Number of warrants held	As a % total number of warrants of the same class	Number of convertible securities held	As a % total number of convertible securities of the same class	
(I)	(II)	(III)	(IV)	(V)	(VI)=(V)/(III)*100	(VII)	(VIII)	(IX)	(X)	(XI)	(XII)
1	BHAGYESH G BHATNAGAR	611604	4.08	0.00	0.00	0.00	0.00	0.00	0.00	0.00	4.08
2	DAYA RATAN BHATNAGAR	100	0.00	0.00	0.00	0.00	0.00	0.00	0.00	0.00	0.00
3	DR. KIRAN SAXENA	100	0.00	0.00	0.00	0.00	0.00	0.00	0.00	0.00	0.00
4	DR. RAVI SAXENA	100	0.00	0.00	0.00	0.00	0.00	0.00	0.00	0.00	0.00
5	GYAN S BHATNAGAR	23200	0.15	0.00	0.00	0.00	0.00	0.00	0.00	0.00	0.15
6	JAYSHREE NAVIN PATEL	1000	0.01	0.00	0.00	0.00	0.00	0.00	0.00	0.00	0.01
7	KUNJAL BHATNAGAR	5700	0.04	0.00	0.00	0.00	0.00	0.00	0.00	0.00	0.04
8	MANJU BHATNAGAR	100	0.00	0.00	0.00	0.00	0.00	0.00	0.00	0.00	0.00
9	MONIKA BHATNAGAR	36820	2.45	0.00	0.00	0.00	0.00	0.00	0.00	0.00	2.45
10	KARTIK SHANTILAL VADWALA	1000	0.01	0.00	0.00	0.00	0.00	0.00	0.00	0.00	0.01
11	RAMESH P BHATNAGAR	4950	0.33	0.00	0.00	0.00	0.00	0.00	0.00	0.00	0.33
	RAJU SOLANKI	715000	4.76	0.00	0.00	0.00	0.00	0.00	0.00	0.00	4.76
	RUPESH BHATNAGAR	4040	0.27	0.00	0.00	0.00	0.00	0.00	0.00	0.00	0.27
14	SUCHITA SHAH	500	0.00	0.00	0.00	0.00	0.00	0.00	0.00	0.00	0.00
15	SWETA DOSHI	1440000	9.59	0.00	0.00	0.00	0.00	0.00	0.00	0.00	9.59
16	SHAMA BHATNAGAR	16500	0.11	0.00	0.00	0.00	0.00	0.00	0.00	0.00	0.11
17	SUMYAJEET GHOSH	100	0.00	0.00	0.00	0.00	0.00	0.00	0.00	0.00	0.00
	TOTAL	3273107	21.81	0.00	0.00	0.00	0.00	0.00	0.00	0.00	21.81

(*) The term "encumbrance" has the same meaning as assigned to it in regulation 28(3) of the SAST Regulations, 2011

For, Kame-on Communication Ltd.



 Director

(I)(c)(i) Statement showing holding of securities (including shares, warrants, convertible securities) of persons belonging to the category "Public" and holding more than 1% of the total number of shares

Sr. No.	Name of the shareholder	Number of shares held	Shares as a percentage of total number of shares [i.e., Grand Total (A)+(B)+(C) indicated in Statement at para (I)(a) above]	Details of warrants		Details of convertible securities		Total shares (including underlying shares assuming full conversion of warrants and convertible securities) as a % of diluted share capital
				Number of warrants held	As a % total number of warrants of the same class	Number of convertible securities held	% w.r.t total number of convertible securities of the same class	
1	ACCURATE FINSTOCK PVT LTD	500000	3.33	0.00	0.00	0.00	0.00	3.33
2	ASHISH P PARMAR	720000	4.80	0.00	0.00	0.00	0.00	4.80
3	ASHWIN CHIMANLAL SHETH	350000	2.33	0.00	0.00	0.00	0.00	2.33
4	BHARATBHAI R DOSHI	720000	4.80	0.00	0.00	0.00	0.00	4.80
5	DHARTI B DOSHI	450000	3.00	0.00	0.00	0.00	0.00	3.00
6	JHAVERI TRADING & INVESTMENT PVT	1050000	7.00	0.00	0.00	0.00	0.00	7.00
7	MAHESH NAROTTAMBHAI PATEL	600000	4.00	0.00	0.00	0.00	0.00	4.00
8	PARESH PRAFULBHAI SHAH	1684500	11.22	0.00	0.00	0.00	0.00	11.22
9	PATEL NAMAN KIRANKUMAR	720000	4.80	0.00	0.00	0.00	0.00	4.80
10	PRAFUL GONDHALI	720000	4.80	0.00	0.00	0.00	0.00	4.80
11	TRANS FINANCIAL RESOURCE	750000	5.00	0.00	0.00	0.00	0.00	5.00
12	VINOD DHANDHORE	720000	4.80	0.00	0.00	0.00	0.00	4.80
13	VIRENDRA DULERAJ DAMANI	417900	2.78	0.00	0.00	0.00	0.00	2.78
TOTAL		9402400	62.65	0.00	0.00	0.00	0.00	62.65



(I)(d) Statement showing details of locked-in shares

Sr. No.	Name of the shareholder	Number of locked-in shares	Locked-in shares as a percentage of total number of shares {i.e., Grand Total (A)+(B)+(C) indicated in Statement at para (I)(a) above}
1	NIL	0.00	0.00
2	NIL	0.00	0.00
3	NIL	0.00	0.00
4	NIL	0.00	0.00
5	NIL	0.00	0.00
6	NIL	0.00	0.00
7	NIL	0.00	0.00
8	NIL	0.00	0.00
9	NIL	0.00	0.00
TOTAL		0.00	0.00

For, Kome-on Communication Ltd.

Bhagyashree

Director

(II)(a) Statement showing details of Depository Receipts (DRs)

Sr. No.	Type of outstanding DR (ADRs, GDRs, SDRs, etc.)	Number of outstanding DRs	Number of shares underlying outstanding DRs	Shares underlying outstanding DRs as a percentage of total number of shares {i.e., Grand Total (A)+(B)+(C) indicated in Statement at para (I)(a) above}
1	NIL	0.00	0.00	0.00
2	NIL	0.00	0.00	0.00
3	NIL	0.00	0.00	0.00
4	NIL	0.00	0.00	0.00
5	NIL	0.00	0.00	0.00
6	NIL	0.00	0.00	0.00
7	NIL	0.00	0.00	0.00
8	NIL	0.00	0.00	0.00
9	NIL	0.00	0.00	0.00
TOTAL		0.00	0.00	0.00

For, Kome-on Communication Ltd.

Bhagyashree

Director

(II)(b) Statement showing holding of Depository Receipts (DRs), where underlying shares held by "promoter/promoter group" are in excess of 1% of the total number of shares

Sr. No.	Name of the DR Holder	Type of outstanding DR (ADRs, GDRs, SDRs, etc.)	Number of shares underlying outstanding DRs	Shares underlying outstanding DRs as a percentage of total number of shares (i.e., Grand Total (A)+(B)+(C) indicated in Statement at para (I)(a) above)
1	NIL	NIL	0.00	0.00
2	NIL	NIL	0.00	0.00
3	NIL	NIL	0.00	0.00
4	NIL	NIL	0.00	0.00
5	NIL	NIL	0.00	0.00
6	NIL	NIL	0.00	0.00
7	NIL	NIL	0.00	0.00
8	NIL	NIL	0.00	0.00
9	NIL	NIL	0.00	0.00
TOTAL			0.00	0.00

For, Kame-on Communication Ltd.

Bhagya Lakshmi

Director